


SHOP CRANE

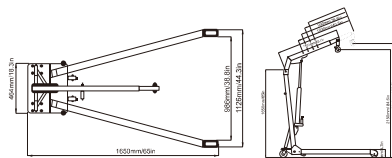
Space saver fold compact design, crane volume for trucking into a corner of the shop and out of the way when not in use 4-wheel construction for great stability and easy rolling, 2 swivel castors.



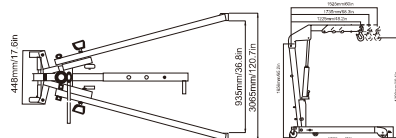
PDJ10		1KG=2.2LB 1INCH=25.4MM
Specification	Unit	PDJ10
Lifting capacity	kg	250-1000
Beam length	mm	1160-1460
Beam height	mm	0 - 2350
Base size	mm	1126 × 1650
Power unit	ton	7
N.W	kg	115



- Lifting range from approximately 2150mm to 2350mm.
- Thick gauge heavy-duty all tubular steel construction.
- With built-in overload system provides protection if maximum load is more than rated capacity.
- Release valve on hydraulic ram allows controlled lowering.



NDJ10		1KG=2.2LB 1INCH=25.4MM
Specification	Unit	NDJ10
Lifting capacity (beam extended-closed)	Kg	700 - 1000
Beam length (closed-extended)	mm	1225 - 1525
Beam height (closed-extended)	mm	0 - 1790
Base size	mm	1065 × 1775
Power unit (long ram jack)	Ton	8
N.W/G.W	Kg	137.6



Space saver fold compact design, crane volume for trucking into a corner of the shop and out of the way when not in use 6-wheel construction for great stability and easy rolling, 2 swivel castors.



SDJ2		1KG=2.2LB 1INCH=25.4MM
Specification	Unit	SDJ2
Lifting capacity (boom extended-closed)	kg	500-2000
Boom length (closed-extended)	mm	960-1500
Boom height (closed-extended)	mm	350-1840
Base size	mm	1700 × 1010
Power unit (long ram jack)	mm	8
N.W/G.W	kg	92/98
Package Dimension (2 cartons)	mm	860 × 650 × 160 1320 × 270 × 170
Container load	Pcs/20'	165

